

GAS COOKING TOP LINE 700

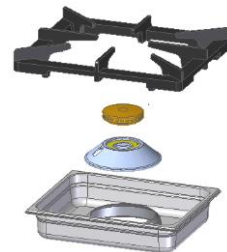


Art.-Nr. 329202 / EAN 4064801002690 / Preis gemäß Preisliste

Art.-Nr. 329205 / EAN 4064801002720 / Preis gemäß Preisliste

BASIC FEATURES:

- ✦ made of stainless steel
- ✦ burners with pilot flame
- ✦ removable burners basins – easy and comfortable cleaning (washable in dishwasher)
- ✦ durable cast-iron pan supports
- ✦ safety valve
- ✦ hair-joint connection system – perfectly smooth connection of units standing next to each other



OPTIONAL:

- ✦ GY7V002 right end plate
- ✦ GY7V001 left end plate
- ✦ UM022456 adjustable feet



GC2000-040EV



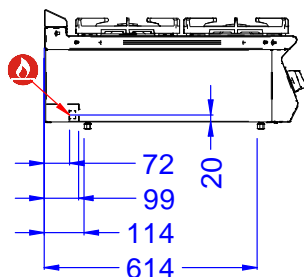
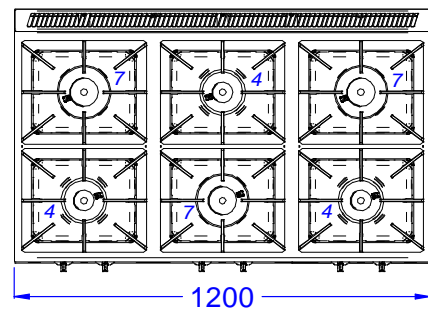
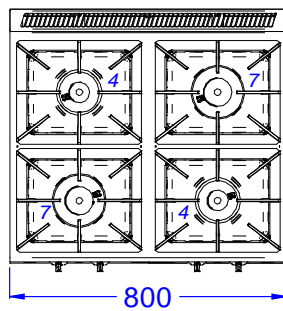
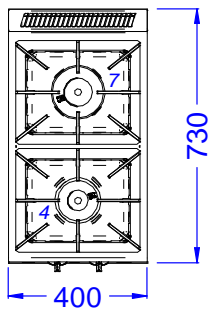
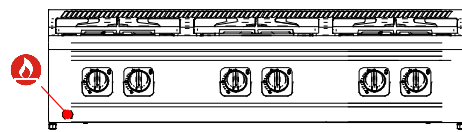
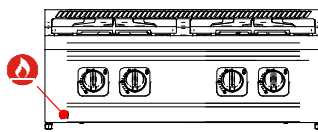
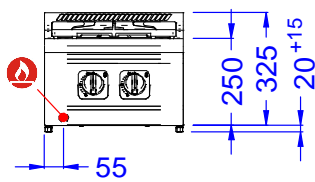
GC2000-080EV



GC2000-120EV

TECHNICAL DATA:

Model	GC2000-040EV	GC2000-080EV	GC2000-120EV
Width [mm]	400	800	1200
Depth [mm]	730		
Height [mm]	250		
Gas type	G20; G25.3; G2.350; G27; G30/G31		
Number of burners x burner's power [kW]	1 x 4,15 1 x 7,15	2 x 4,15 2 x 7,15	3 x 4,15 3 x 7,15
Power [kW]	11,3	22,6	33,9
Gas connection	R ½"		



Work top appliances are designed to be set on GORT LINE 700 basis.
In case of basis other than GORT LINE 700, adjustable feet (UM022456) required.